

# *Top Reliability, Smart Design, Valuable Product and Better Life*

## *Smart HIGH VELOCITY PRESSURE / VACUUM RELIEF VALVE (with Gas Free Cover)*

*Great product  
beyond good!*



**SMART-HV Series**

International patented

Approved for crude oil, products and IMO type II or III chemical tankers carrying dangerous flammable cargoes of a Maximum Experimental Safe Gap(MESG) with 0.65mm and 0.9mm

**PROSAVE**

## Smart HIGH VELOCITY PRESSURE / VACUUM RELIEF VALVE

(with Gas Free Cover)

This valve is also designed for devices to prevent the passage of flame into cargo tanks in tankers and to relieve excessive over pressure or under vacuum of cargo tanks during cargo loading, discharging, ballasting and thermal variations.

### Meet

EC Directive 2009 / 26 / EC

(5th Amendment)

IMO MSC/Circ.677 & 1009

MSC,1/Circ,1324

ISO 15364: 2007

Vapor control system of USCG

EN 12874: 2001



## Applied International Rule Requirements

### Solas Regulation 59.1.2

The venting arrangements shall be so designed and operated as to ensure that neither pressure nor vacuum in cargo tanks shall exceed design parameters and be such as to provide for :

- .1** the flow of the small volumes of vapour, air or inert gas mixtures caused by thermal variations in a cargo tank in all case through pressure/vacuum valves ; and
- .2** the passage of large volumes of vapour, air or inert gas mixtures during cargo loading and ballasting, or during discharging.
- .3** a secondary means of allowing full flow relief of vapour, air or inert gas mixtures to prevent over-pressure or under-pressure in the event of failure of the arrangements in 1.2.2. Alternatively, pressure sensors may be fitted in each tank protected by the arrangement required in 1.2.2, with a monitoring system in the ship's cargo control room or the position from which cargo operations are normally carried out. such monitoring equipment shall also provide and alarm facility which is activated by detection of over-pressure or under-pressure conditions within a tank.
- 1.3.3** If cargo loading and ballasting or discharging of a cargo tank or cargo tank group is intended, which is isolated from a common venting system, that cargo tank or cargo group shall be fitted with a means for over-pressure or under-pressure protection as required in paragraph 1.2.3.

### IMO MSC/Circ,677

Revised standards for the design, testing and locating of devices to prevent the passage of flame into cargo tankers

### IMO MSC/Circ,1009

Amendments to the revised standards for the design, testing and locating of devices to prevent the passage of flame into cargo tanks in tankers(MSC/Circ.677)

### IMO MSC,1/Circ,1324

Amendments to the revised standards for the design, testing and location of devices to prevent the passage of flame into cargo tanks in tankers (MSC/CIRC.677, AS AMENDED BY MSC/CIRC.1009)

### International Standard 15364; 2007

Ships and marine technology-pressure/vacuum valves for cargo tanks

### IMO MSC/Circ.450 Rev.1

Revised factors to be taken into consideration when designing cargo tank venting and gas-freeing arrangement

### IMO MSC/Circ.585

Standard for Vapor Emission Control System

### IMO MSC/Circ.731

Revised factors to be taken into consideration when designing cargo tank venting and Gas-freeing arrangement

**API 2000** - Flow test procedure

### EN 12874 : 2001

Flame arresters-Performance requirements, test methods and limits for use

# Changed **IMPORTANT REGULATIONS**

## NEW IMO Regulation for Product & Chemical carriers, MSC.1/Circ.1324

### 1. The Maritime Safety Committee approved the following amendments to MSC/Circ.677:

#### 1. Paragraph 1.2.3 is replaced with the following:

1.2.3 These Standards are intended for devices protecting cargo tanks containing crude oil, petroleum products and flammable chemicals. In the case of the carriage of chemicals, the test media referred to in section 3 can be used for products having an MESG of 0.9 mm and greater. However, devices for chemical tankers certified for the carriage of products with an MESG\* less than 0.9 mm should be tested with the following media based on the apparatus group assigned as per column "i" of the IBC Code, chapter 17:

1. Apparatus Group II B - ethylene (MESG = 0.65 mm); and
2. Apparatus Group II C - hydrogen (MESG = 0.28 mm).

Where no apparatus group is assigned in column "i", the device should be tested in accordance with the requirements for Apparatus Group II B.

#### 2. Subparagraph .4 of paragraph 4.1 is replaced with the following:

"4 approved location for installation, including maximum or minimum length of pipe, if any, between the device and the atmosphere and the apparatus group assigned to the tested device;"

**2. Member Governments are invited to apply the amendments to the Revised standards, as amended, to ships constructed on or after 1 January 2013 and to ships constructed before 1 January 2013, no later than the first scheduled dry-docking carried out on or after 1 January 2013.**

## NEW MED(CE) Regulations for Crude, Product & Chemical carriers

Member States shall adopt and publish, by 6 April 2010 at the latest, the laws, regulations and administrative provisions necessary to comply with this Directive, **COMMISSION DIRECTIVE 2009/26/EC of 6 April 2009 amending Council Directive 96/98/EC** on marine equipment

**They shall apply those provisions from 6 April 2010.**

No	Item designation	Regulation SOLAS 74 where "type approval" is required	Regulations of SOLAS 74 and the relevant resolutions and circulars of the IMO, as applicable	Testing standards	Modules for conformity assessment
A.1/3.12	A.1/3.12 Devices to prevent the passage of flame into the cargo tanks in tankers	- Reg. II-2/4, - Reg. II-2/16.	- Reg. II-2/4, - Reg. II-2/16.	- EN 12874 (2001), - ISO 15364 (2007), - IMO MSC/Circ.677, - IMO MSC/Circ.1009.	B + F

**Important performance requirement** : The disc of high velocity vent shall not be contacted to seat or stopper, with frequency more than 0.5 Hz. as based on undamped oscillation rule.

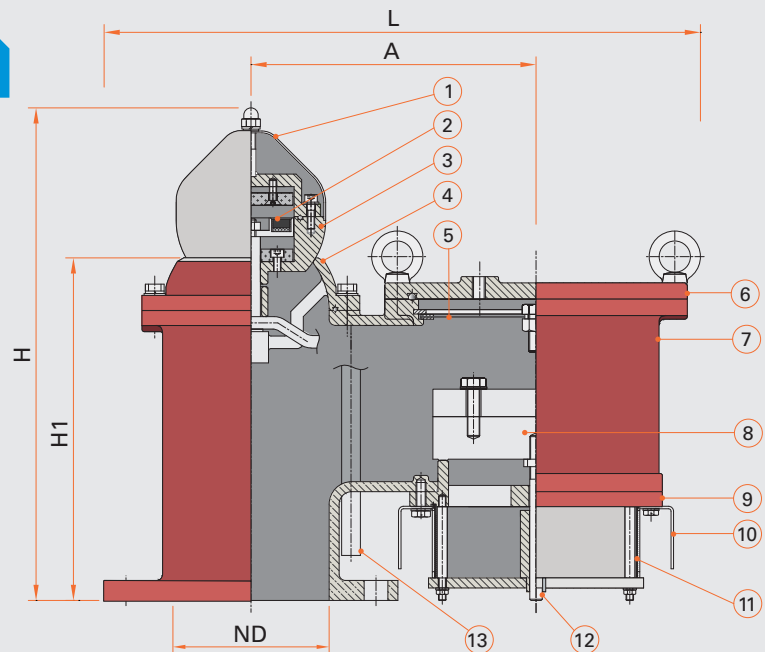
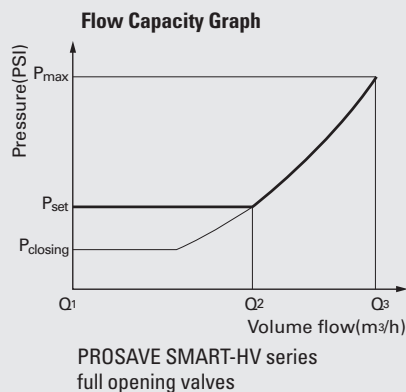
# Smart HIGH VELOCITY PRESSURE / VACUUM RELIEF VALVE

(with Gas Free Cover)

## FEATURES and BENEFITS

1. Reliable operations reduces vapor losses
2. Suitable and compact design ensures long-term maintenance free life cycle
3. Meet new IMO & MED requirements for cargo vapor flammability
  - MESG 0.9 & 0.65 mm
4. Non-oscillating performance
5. Full lifting and high flow capacity
6. Variable application for usable installation vent pipe length and flow capacity range
7. No peak pressure over opening pressure
8. No need inside maintenance
9. Available outside inspection, cleaning and maintenance without disassembling
10. Adjustable outside opening and closing pressure without exhausting vapor gas

## BASIC DRAWING



1. Shipyard Name \_\_\_\_\_
2. Hull No. \_\_\_\_\_
3. Type of Valve  S-Type  L-Type
4. Connecting Flange  JIS 5K F.F  ANSI 150# R.F
5. Pressure/Vacuum Setting
  - PRESSURE :  1400 mmW.G  1750mmW.G  2100mmW.G
  - VACUUM :  -350 mmW.G  -700mmW.G
6. Paint Specification
  - No Paint  Tar Epoxy 200 mic.
  - Shipyard requirement
7. Supply Q'ty / Ship SEE SPEC. for CARGO TANK  
SEE SPEC. for SLOP TANK  
SEE SPEC. for RESIDUAL TANK

**DIMENSION TABLE**

(unit : mm)

TYPE	SIZE	N.D	A	H	H1	L	W.T(kg)
SMART-HV-3S/L	80A	80	173	303	199	369	22
SMART-HV-4S/L	100A	100	183	335	228	399	31
SMART-HV-5S/L	125A	125	228	393	274	477	41
SMART-HV-6S/L	150A	150	257	468	333	539	57
SMART-HV-8S/L	200A	200	328	537	403	679	98
SMART-HV-10S/L	250A	250	400	659	466	813	150
SMART-HV-12S/L	300A	300	443	750	551	896	185

**BILL OF MATERIAL SELECTION**

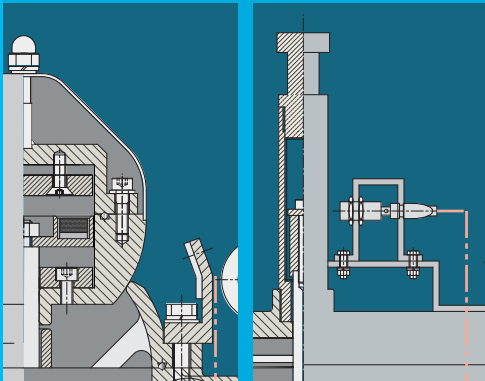
NO	DESCRIPTION	SPEC.1	SPEC.2	SPEC.3
1	DISC CAP	Stainless steel 316	Stainless steel 316	Stainless steel 316L
2	SET PRESSURE ADJUSTER	Capsulated Magnet	Capsulated Magnet	Capsulated Magnet
3	PRESSURE DISC	Stainless steel 316	Stainless steel 316	Stainless steel 316L
4	PRESSURE SEAT	Cast Steel	Stainless steel 316	Stainless steel 316L
5	GAS FREE SCREEN	Stainless steel 316	Stainless steel 316	Stainless steel 316L
6	VACUUM COVER	Cast Iron	Stainless steel 316	Stainless steel 316L
7	BODY	Cast Iron	Stainless steel 316	Stainless steel 316L
8	VACUUM DISC	Stainless steel 316	Stainless steel 316	Stainless steel 316L
9	VACUUM SEAT	Stainless steel 316	Stainless steel 316	Stainless steel 316L
10	FLAME SCREEN COVER	Carbon Steel	Stainless steel 316	Stainless steel 316L
11	FLAME SCREEN	Stainless steel 316	Stainless steel 316	Stainless steel 316L
12	VACUUM CHECK LIFT	Stainless steel 316	Stainless steel 316	Stainless steel 316L
13	PRESURE CHECK LIFT	Stainless steel 316	Stainless steel 316	Stainless steel 316L



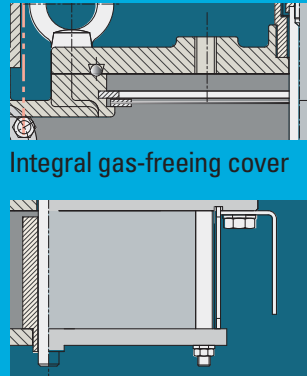
# Smart HIGH VELOCITY PRESSURE / VACUUM RELIEF VALVE

(with Gas Free Cover)

## OPTIONAL FEATURES

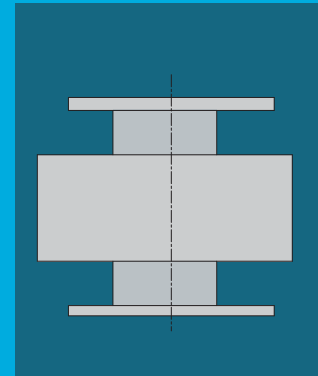


Proximity switches and junction box to indicate position of pressure and vacuum disc

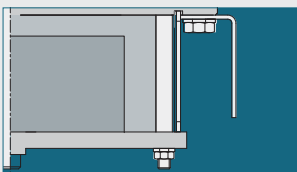


Integral gas-freeing cover

Desiccator to prevent ingress of moist air during vacuum operation



Anti-slushing devices for preventing cargo vapours pollution onto deck



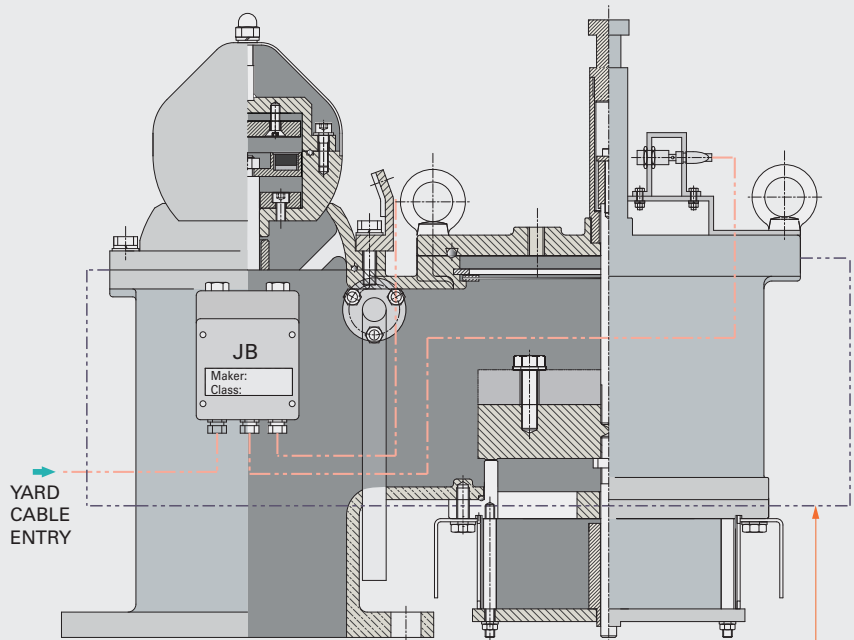
Floats on vacuum side preventing water ingress for installation of inerted ballast tanks



Test bench of opening pressure / vacuum and seat leak test of P/V valves



Test tank



Heating arrangement for ice class vessels

## Quality Control Activities

### - Company Overview


The company is a manufacturer of safety valve for tank, we strive to comply and maintain the quality manual to increase development of new technology, enhance product quality and productively while reducing costs.

### - Scope of Application

This manual was established based on the regulations of ISO 9001 : 2000 and applies to design, development, sales, procurement, manufacturing, inspection, service department and overall organizations.

### - Definition of Terminology

The terminology relating to quality management system in the quality manual are as defined in KS A 9000:2001/ISO 9001 : 2000.



### Approved Classification

- QUALITY MANAGEMENT SYSTEM ISO 9001;2000
- MAN Diesel & Turbo
- AMERICAN BUREAU OF SHIPPING (ABS)
- Bureau Veritas (BV)
- LLOYD'S REGISTER OF SHIPPING (LR)
- DET NORSKE VERITAS (DNV)
- GERMANISCHER LLOYD (GL)
- NIPPON KAIJI KYOKAI (NK)
- KOREA REGISTER (KR)
- CHINA CLASSIFICATION SOCIETY (CCS)
- REGISTRO ITALIANO NAVALE (RINA)

## World-Wide Service Network



TOP RELIABILITY OF SAFETY & ENVIRONMENT IS THE FIRST  
& MOST IMPORTANT



#### Products

- Air Release Valves
- Combination Air Release and Air/Vacuum Valve
- Vacuum Breaker Valves
- Pilot Operating Pressure/ Vacuum Valves
- Surge Relief Valves
- Crankcase Explosion Relief Valve
- Explosion Venting Devices
- VOC Emission Protection Devices
- High Velocity Pressure/ Vacuum Valve
- Flame Arrester
- Flame Screen
- Gas Free Cover
- Pressure/Vacuum Relief Valve

#### Application Fields

- Offshore & Ocean Gas Plants
- Desalination Plants
- Ballast System for Ships & Offshore Plants
- Sea & Fresh Water Plants
- Marine Tank Ships
- Cryogenic gas Facilities
- Petrochemical Plants
- Tank Terminals
- Marine Engines
- Generators
- Duct

ISO 9001 Registered

## **PROSAVE CO., LTD.**

#1407, Daman-ri, Jillye-myeon, Gimhae-si, Gyeongnam,  
621-881, Korea

TEL. +82 (0)55 313 3510~1 FAX. +82 (0)55 313 3512

E-mail: prosave@prosave.co.kr www.prosave.co.kr

Service station • Agent / Distributor

This document is distributed for informational purposes only.  
It is not to be construed as creating or becoming part of any PROSAVE  
contractual or warranty obligation unless expressly stated in a written sales contact.

**PROSAVE CO., LTD.** All Rights Reserved (2012.10)